

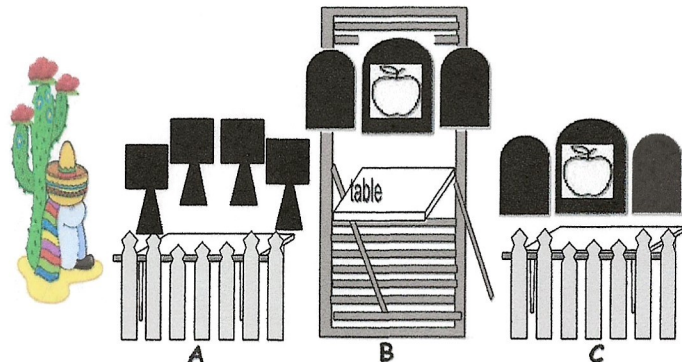
Stage 8 "I though you were dead? Not likely!

(Big Jake (1971) Starring John Wayne, Richard Boone, Maureen O'Hara, Christopher Mitchum, Bobby Vinton, & Pat Wayne.

In 1909, when John Fain's gang kidnaps Jacob McCandles' grandson & holds him for ransom, Jake sets out to rescue the boy he has never seen. Jake is the only one who has a chance of rescuing the boy. The movie is held together by Wayne's commanding performance up until the exciting climax which alone makes the movie a good one.



10 PISTOL Holstered. 10 RIFLE Staged safely. 4+ S/G staged safely



Must use 3 positions. Start with hands touching money bag.
Say: **I thought you were dead?**

ATB: If w/Pistols, engage in a 2, 2, 1 sweep. then stat at opposite end with a 2,2,1 sweep for a total of 10 rounds.

If with Rifle same instructions as Pistols.


If with S/G, engage targets in any order, from "A"

Note: When shooting through the Apple hole, if you hit any park of the the metal Apple target, it is a miss.

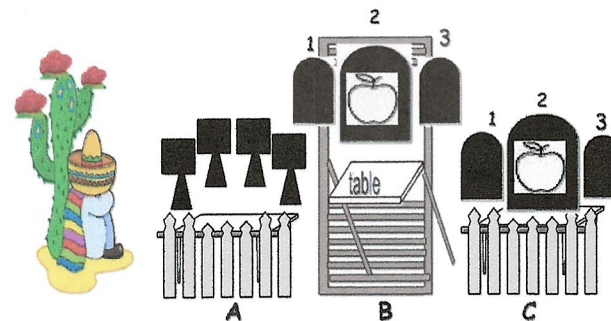


Stage 7 "Bold words for a one eyed fat man!" (1969)

In 1970, John Wayne won an Academy Award for his larger-than-life performance as the drunken, uncouth and totally fearless one-eyed U.S. Marshall, Rooster Cogburn. The cantankerous Rooster is hired by a headstrong young girl (Kim Darby) to find the man who murdered her father and fled with the family savings. When Cogburn's employer insists on accompanying the old gunfighter, sparks fly. And the situation goes from troubled to disastrous when an inexperienced Texas Ranger (Glen Campbell) joins the party. Laughter and tears punctuate the wild action in this extraordinary Western.



10 PISTOL Holstered. 10 RIFLE Staged safely. 4+ S/G Staged safely



Must use 3 positions. Start at Position & Guns of choice.
Touching gun of choice (not lifting). When ready say: **"Bold Words For A One Eyed Fat Man!"**

ATB: If w/Pistols, with first 5 rounds, double tap the center apple target, then sweep the three targets from either end. With the next 5 rounds, sweep three targets from either end, then double tap the center target. EX: 2,2, 1,2,3 - 1,2,3, 2,2.

If with Rifle at "B" use the same instructions as for the pistols. At "A" engage the S/G targets in any order until down.

Note: When shooting through the Apple hole, if you hit any park of the the metal Apple target, it is a miss.

